



patinated brass



satin-finished brass



corten steel

painted
galvanised steel



painting
galvanised steel



corten steel



galvanised steel



corten steel



painting
galvanised steel



corten steel

OS2 *technology*

The result of years of experience, the OS2 technology supports the design and at the same time it allows to have high performance even with minimal profiles and fixtures with large dimensions, large estate and a great insulator.

The thermal break profiles of OS2 are made of two metal shells (cold profiled) joined together by extruded polyamide (9) made integral to the parts by polyurethane resin (8). Water, air and wind seals are guaranteed by open joint gaskets (5, 6, 7). The handling and closing hardware, made specifically for OS2, is placed in a window chamber (4) - the glazing beads (1) are fixed to the frame with concealed hook.

1. glazing bead
2. glazing slot up to 58 mm
3. internal and external overlap
4. hardware groove
5. internal rebate gasket
6. external rebate gasket
7. central flipper gasket
8. structural thermal break - polyurethane
9. structural thermal break - polyamide





Harella House - London
designer: Piercy & Company

OS2 variants

The OS2 variants were designed to answer all the different needs of heat insulation and to allow the realization of new types of opening for this range of minimal profiles.

The numbers of OS2 correspond to the thickness not in profile view. Higher is the number, wider is the possibility of the window to have a thicker glass, from which derives more insulation.

OS2 85

System for the realization of windows (also flap door) and doors with glass between 58 mm and 46 mm thick.



OS2 75

System for the realization of windows (also flap door), doors, lift-slide, swing, book with glasses between 50 mm and 38 mm thick.




OS2 65

System for the realization of windows, doors, balance, with glasses between 39 mm and 26 mm thick.



OS2 40

System for the realization of doors and fixed with glasses between 21 mm and 6.5 mm thick.



OS2 *types of opening*

The types of opening created by Secco Sistemi are not dictated only by tradition, but also to participate to the harmony of the facade of the building, to make an environment more accessible and to solve projects in restoration or in contemporary architecture.

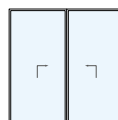
OS2 offers the usual type of opening with profiles and new technologies with the goal of "returning to draw the frame".




windows **p. 50**




doors **p. 66**



lift and slide doors **p.80**



pivot **p. 90**



folding **p. 100**



anti-burglary **p. 110**



M3 - Mestre
designer: ANK architects

windows OS2

The window or properly “window frames”, is the essential element of a building and with OS2 it can become, with elegance, the main character.

The OS2 window has new features for this typology of profiles: the central node is only 62 mm wide, lateral node 47 mm, the OS2 can have internal and external opening and the tilt and turn opening.



VARIANTS	85	75	65	40
<i>maximum achievable performance</i>				
air permeability	4	4	4	4
water tightness	9A	9A	8A	x
wind resistance	C5	C5	C4	A2
thermal transmittance *	1,1	1,1	1,4	x
acoustic performance	45 dB	45 dB	43 dB	x
glass thickness	58	50	39	x
tilt and turn (maximum capacity)	150	150	x	x

* standard frame with Ug = 1,0 W/m²K

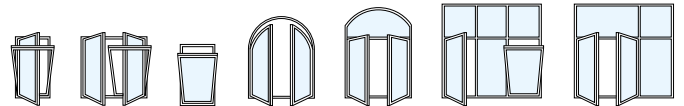
technical dr.
p. 58

technical dr.
p. 60

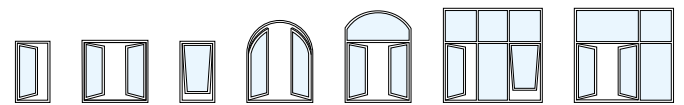
technical dr.
p. 62

x = unavailable

GEOMETRY AVAILABLE



internal opening



external opening



OS2 75 burnished stainless steel
external view



OS2 75 burnished stainless steel
internal view



OS2 65 corten steel
external view



OS2 65 corten steel
internal view

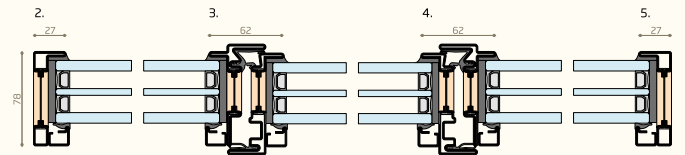
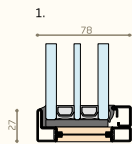
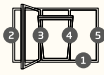
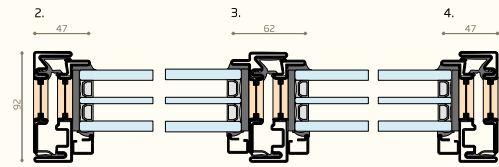
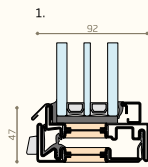


OS2 40 painted pickled steel
external view

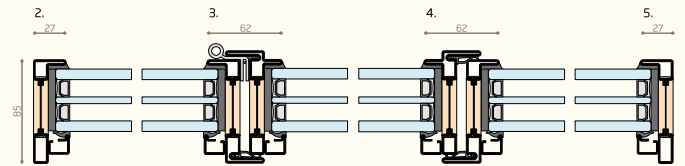
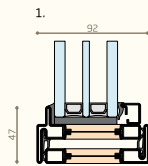
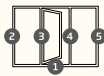
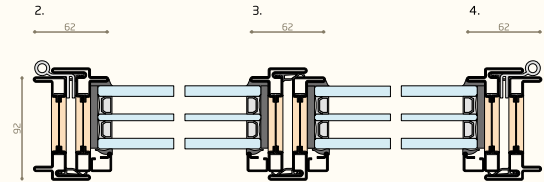
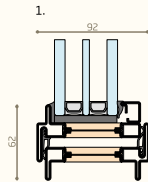
OS2 40 painted pickled steel
internal view

windows OS2 85

inward-opening sections

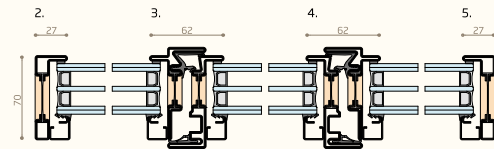
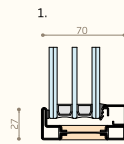
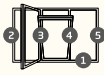
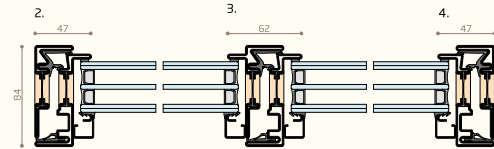
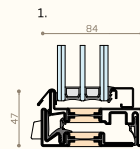


outward-opening sections

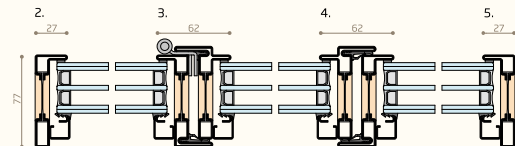
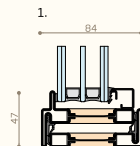
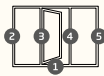
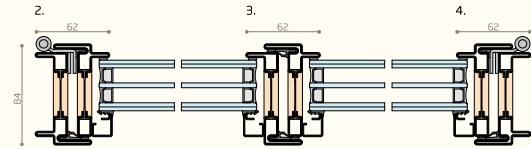
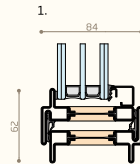


windows OS2 75

inward-opening sections

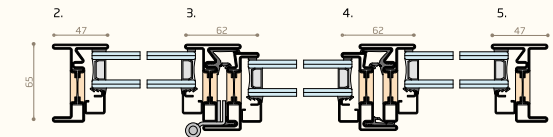
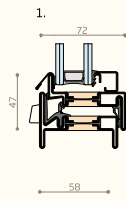
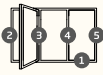
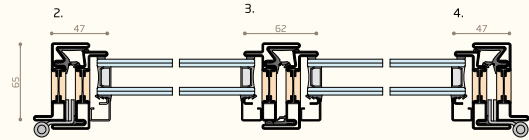
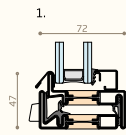


outward-opening sections

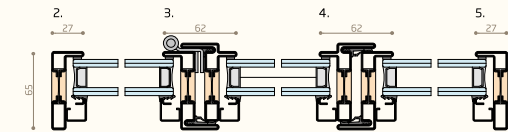
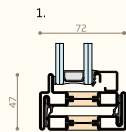
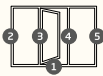
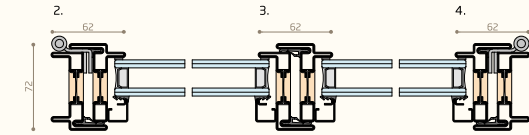
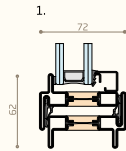


windows OS2 65

inward-opening sections



outward-opening sections





Fondaco dei Tedeschi - Venezia
designer: Rem Koolhaas

doors OS2

OS2 doors are made, for design continuity, with profiles that have the same dimension of the windows, lateral node is only 47mm wide and the central node 62 mm.

The hinges, a fundamental part of the functionality and the durability of the frame, have the same profile finishes.



VARIANTS	85	75	65	40
maximum achievable performance				
air permeability	4	4	4	4
water tightness	7A	7A	7A	x
wind resistance	B3	B3	B3	A2
thermal transmittance*	1,0	1,1	1,4	x
acoustic performance	x	x	x	x
glass thickness	58	50	39	x

* standard frame with Ug = 1,0 W/m²K

technical dr.
p. 70


technical dr.
p. 72

technical dr.
p. 74


technical dr.
p. 76

x = unavailable

GEOMETRY AVAILABLE



internal opening



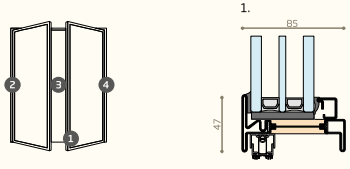
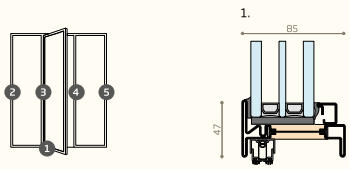
external opening



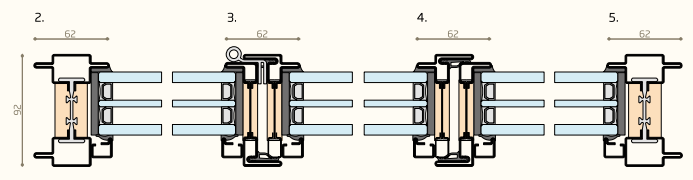
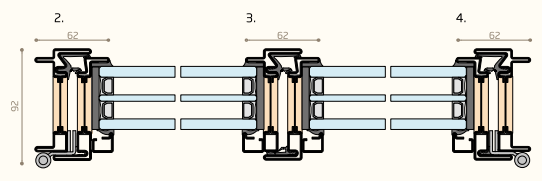
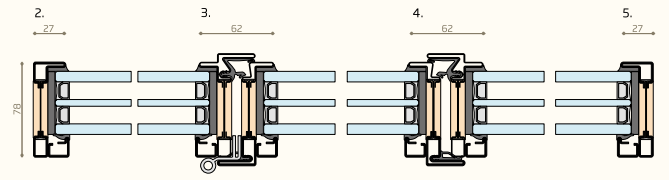
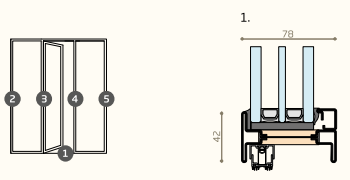
podere Panico
designer: Fulvio De Rosa

doors OS2 85

inward-opening sections

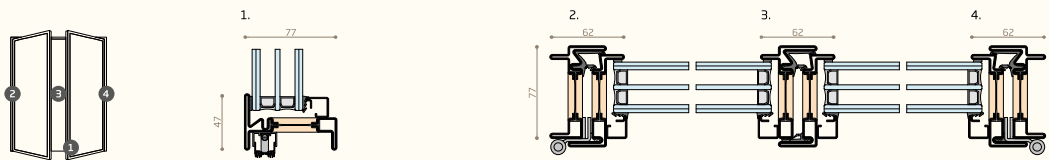
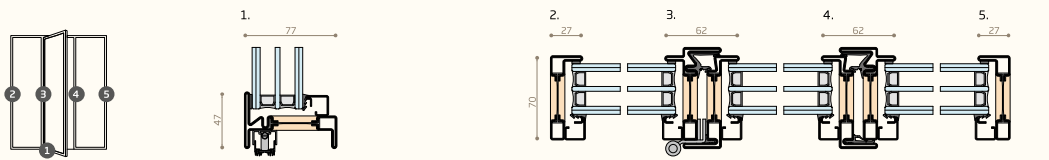


outward-opening sections

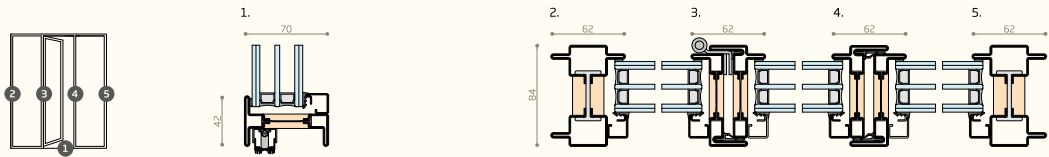


doors OS2 75

inward-opening sections

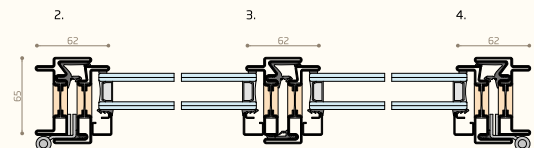
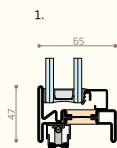
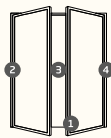
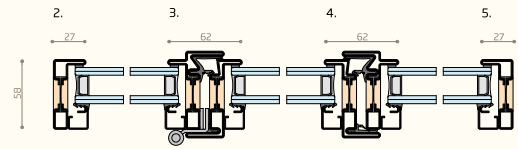
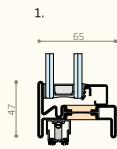
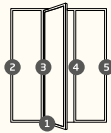


outward-opening sections

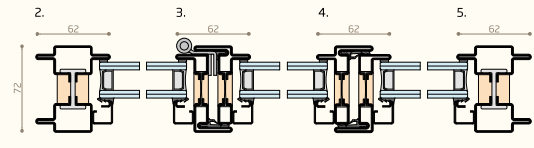
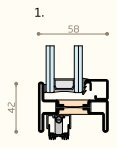
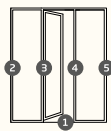


doors OS2 65

inward-opening sections


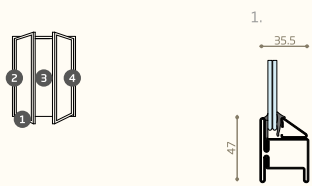


outward-opening sections

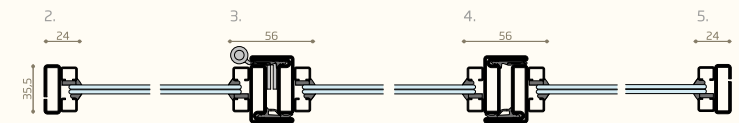
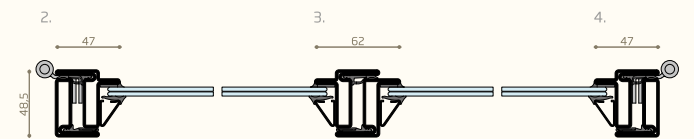
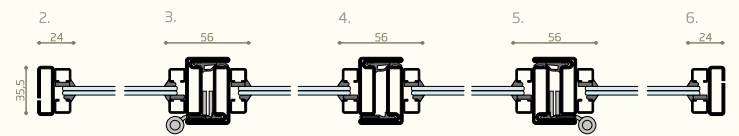
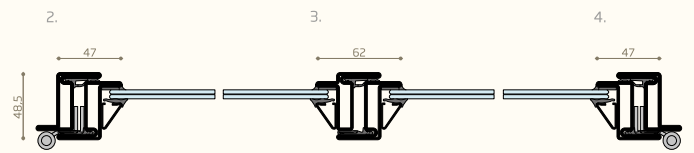
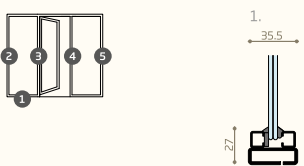




doors OS2 40

inward-opening sections



outward-opening sections





Serre Reali - Venezia
designer: Alberto Torsello

lift and slide *OS2*

The OS2 lift and slide doors find the elegance in quality materials and in the accuracy of profile design, constant on all the door perimeter with dimensions of 47 mm or 62 mm, to match the windows profiles respectively to one or two doors.

The movement of the door can take place with the traditional wheels or with the innovative magnetic levitation ØG "Zero Gravity", awarded with the Oscar of design, the "Compasso d'Oro".



In-depth analysis
(catalog - slide)

VARIANTS


maximum achievable performance

	85	75	65	40
air permeability	x	4	x	x
water tightness	x	9A	x	x
wind resistance	x	B3	x	x
thermal transmittance*	x	1,3	x	x
acoustic performance	x	x	x	x
glass thickness	x	46	x	x
carried with traditional system on wheel	x	400	x	x
carried with with zero gravity system	x	1000	x	x

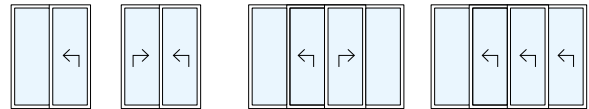
* standard frame with Ug = 0,7 W/m²K

technical dc
p. 84/86

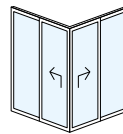
x: unavailable



GEOMETRY AVAILABLE



online opening



angular opening

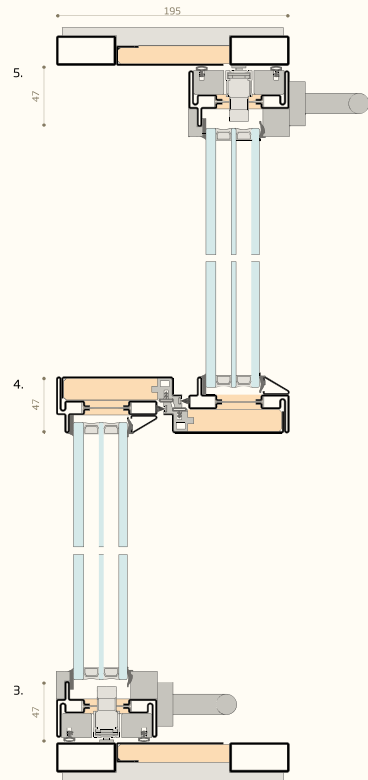
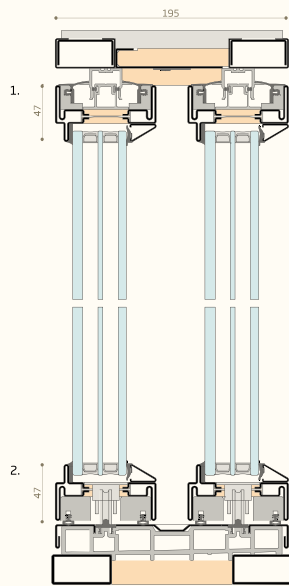
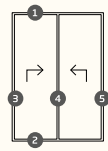


OS2 75 AS burnished brass
internal view

OS2 75 AS burnished brass
external view

lift and slide OS2 75

lift and
slide doors
sections



ØG lift and slide OS2 75

lift and slide
door sections
with magnetic
levitation

